


BTE-3000



QMPLTD.com | +1 636.937.4390

Tie Inserter/Extractor

Light but with ample power, the BTE-3000 can extract even the toughest cross switch ties and replace them quickly with ease. With an excellent view of the work area, the operator can change out up to thirty-five or more ties an hour.



APPLICATIONS

- Extracts and inserts cross, switch and joint bar ties
- Spot tie work

BENEFITS

- Incomparable Portability
- Easy Transportation
 - It can easily be handled by hi-rail crane truck
 - Equipped with fold down carrying handles, it can be lifted into a pick-up truck by small gang forces
- Tremendous Power
 - 35 plus tie change outs per hour
 - Can be powered from any vehicle with 10 GPM, 2,000 psi hydraulic power via detachable unit



BTE-3000 SIMPLICITY




JAWS

- Grips ties quickly and precisely
- 10,000 lbs. of gripping force prevents slipping
- Self-centering tie grips
- Raised in seconds to clear wayside obstacles



THREE STATION CONTROL VALVE

- Easy to understand, simple to use
- In/out - 2 speeds
- Up/down
- Grip/release




HYDRAULIC HOSE DRUM

- Keeps main cylinder hoses tight, safe and out of the way



GUIDE PLATE

- Smoothly and safely guides the tie into position



QUICK DISCONNECTS

- Connects to 10 GPM, 2,000 psi power unit
- Connects to truck hydraulic system
- Allows operation of Spike Puller, Spike Driver and Tie Tampers



PUSH BAR

- Allows for smoother and more even pulling of the tie into its final position
- Helps with tie scarring due to ballast in the crib ahead of the tie

SPECIFICATIONS

WEIGHT	Approximately 970 lbs.	GRIPPING FORCE	10,000 lbs. distributed over both grippers
EXTRACTING FORCE	20,000 lbs.	POWER PACK TYPE	Matweld 0100K Power unit <i>(Refer to Matweld's operations manual for specs)</i>
INSERTING FORCE	10,250 lbs.		